


[illegible]

```

cmd...
dir
dir
dir
dir 909.6...
dir...
dir...
dir
12dir...
dir
dir
dir16...

```



The diagram illustrates the addition of two 3x3 grids of numbers. The first grid (left) contains the following values:

10	20	30
10	20	30
10	20	30

The second grid (middle) contains the following values:

10	20	30
10	20	30
10	20	30
















The result grid (right) contains the following values:

20	40	60
20	40	60
20	40	60

Arrows indicate the flow from the two input grids to the result grid, with an equals sign between them.

行业分类 [illegible][illegible]

A screenshot of a terminal window with a blue title bar. The title bar contains a red icon with a white arrow pointing down, followed by three empty square icons, and the text "00...". The terminal area has a white background and displays a list of 10 empty directories, each on a new line. The directories are represented by their names in a monospaced font.



□ □□ □□ □□□ □□ □□ □□ □□

Copyright © 2002-2003 221000.com All Rights Reserved

□□□□□□□□ □□□□□□ □ 2002-2003

□ICP□05003381□